

**DATE:** March 1, 2024

**SUBJECT:** March 2024, RNO Passenger Flight Schedule

In March 2024, Reno-Tahoe International Airport (RNO) will offer 1,833 departures, an increase of 8.7% when compared to the March 2023 schedule. The monthly seat capacity is up 12.3% at 259,770 versus March 2023. RNO will offer 22 non-stop destinations on 11 airlines.

JSX offers non-stop flights from RNO to Orange County and Burbank using a 30-seat Embraer 135/145 aircraft. JSX operates out of Stellar Aviation, a private Fixed Base Operator located at 485 South Rock Blvd. In March 2024, Sun Country Airlines will offer commercial and charter flights at RNO.

<b>March 2024 RNO Flight Schedule</b>			
<b>Destination</b>	<b>Airlines</b>	<b>Total Departures</b>	<b>Details</b>
<b>Burbank</b>	Southwest	16	Daily 1-6, then Tue, Wed, Sat
<b>Chicago-O'Hare</b>	United	27	Flights on 2,3. Daily 7-31. No flights on Mon
<b>Dallas-Love</b>	Southwest	9	Twice weekly. Sat, Sun
<b>Dallas/Fort Worth</b>	American	116	Four daily. Three on Tue, Wed
<b>Denver</b>	Southwest	85	Three daily. Twice on Sat, Sun
	United	111	Three to four daily
<b>Guadalajara</b>	Volaris	21	Five weekly flights, Mon - Fri
<b>Houston-Intercontinental</b>	United	7	Twice weekly from Mar 9. Sat, Sun
<b>Las Vegas</b>	Southwest	295	11 daily Mon-Fri. 6-9 on weekends
	Spirit	88	Three daily. Twice daily 1-5
<b>Long Beach</b>	Southwest	66	Twice daily. Three on Sun
<b>Los Angeles</b>	Delta	93	Three daily
	JetBlue	31	Daily
	Southwest	32	Daily
	Sun Country	2	Daily 8 and 16
	United	53	Twice daily. Once on weekends
<b>Minneapolis/St. Paul</b>	Sun Country	1	Once on Mar 1
<b>New York-JFK</b>	JetBlue	31	Daily
<b>Oakland</b>	Southwest	52	Twice daily. Once on weekends
<b>Ontario</b>	New Pacific	9	Twice weekly. Thu, Sun
<b>Phoenix</b>	American	130	Four daily. Five daily 1-4 and Sun
	Southwest	68	Twice daily. Three on Tue, Wed
<b>Portland</b>	Alaska	56	Twice daily. Once on 2,5,6,9,12,13
<b>Salt Lake City</b>	Delta	93	Three daily
<b>San Diego</b>	Southwest	84	Three daily. Twice on Sat and 1,4,5,6
<b>San Francisco</b>	United	125	Four daily
<b>San Jose</b>	Southwest	31	Daily
<b>Seattle</b>	Alaska	101	Two to four daily
	Multiple airlines		
3.1.2024			



**Peak Day Non-Stop Departures (Sample Day: March 21. Includes less than daily flights to BUR, IAH and DAL)**

**March 2024**

Airport	Code	Alaska	American	Delta	JetBlue	New Pacific	Southwest	Spirit	Sun Country	United	Volaris	Totals	Percent of Total	Total Seats
Austin, TX	AUS		0									0	0%	0
Burbank, CA	BUR						1					1	2%	143
Denver, CO	DEN						3			4		7	11%	1,085
Dallas/Ft. Worth, TX	DFW		4									4	6%	688
Dallas Love Field, TX	DAL						1					1	2%	143
Guadalajara, MX	GDL										1	1	2%	186
Houston, TX	IAH									1		1	2%	76
New York City, NY	JFK				1							1	2%	162
Las Vegas, NV	LAS						11	3				14	21%	2,439
Long Beach, CA	LGB						2					2	3%	318
Los Angeles, CA	LAX	0	0	3	1		1		0	2		7	11%	667
Minneapolis, MN	MSP			0					0			0	0%	0
Oakland, CA	OAK						2					2	3%	350
Ontario, CA	ONT					1						1	2%	181
Chicago, IL (O'Hare)	ORD		0							1		1	2%	126
Portland, OR	PDX	2										2	3%	152
Phoenix, AZ	PHX		4				2					6	9%	855
San Diego, CA	SAN						3					3	5%	429
Seattle, WA	SEA	4		0			0					4	6%	406
San Francisco, CA	SFO									4		4	6%	468
Salt Lake City, UT	SLC			3								3	5%	396
San Jose, CA	SJC	0					1					1	2%	143
<b>Total</b>		<b>6</b>	<b>8</b>	<b>6</b>	<b>2</b>	<b>1</b>	<b>27</b>	<b>3</b>	<b>0</b>	<b>12</b>	<b>1</b>	<b>66</b>	<b>100%</b>	<b>9,413</b>

Not included above:

Sun Country charters

Sun Country commercial flights - two LAX flights and one MSP flight

JSX flights - BUR and SNA

**Peak Day Non-Stop Departures (Sample Day: March 21. Includes less than daily flights to BUR, IAH and DAL)**

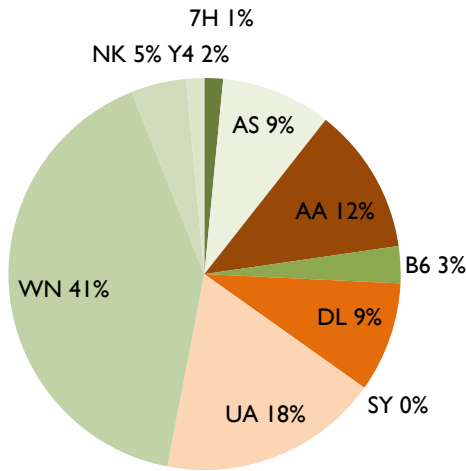
Airline/Destination	Code	March 2024	February 2024	March 2023	Change vs Prior Month	Change vs Prior Year	% Change vs Prior Month	% Change vs Prior Year	March 2024	February 2024	March 2023	Change vs Prior Month	Change vs Prior Year	% Change vs Prior Month	% Change vs Prior Year
		Flights							Seats						
<b>Alaska - (AS)</b>		<b>6</b>	<b>5</b>	<b>4</b>	<b>1</b>	<b>2</b>	<b>20.0%</b>	<b>50.0%</b>	<b>558</b>	<b>482</b>	<b>556</b>	<b>76</b>	<b>2</b>	<b>15.8%</b>	<b>0.4%</b>
Portland, OR	PDX	2	2	1	0	1	0.0%	100.0%	152	152	178	0	-26	0.0%	-14.6%
Seattle, WA	SEA	4	3	3	1	1	33.3%	33.3%	406	330	378	76	28	23.0%	7.4%
<b>Allegiant - (G4)</b>		<b>0</b>	<b>0</b>	<b>1</b>	<b>0</b>	<b>-1</b>	<b>-</b>	<b>-100.0%</b>	<b>0</b>	<b>0</b>	<b>156</b>	<b>0</b>	<b>-156</b>	<b>-</b>	<b>-100.0%</b>
Las Vegas, NV	LAS	0	0	1	0	-1	-	-100.0%	0	0	156	0	-156	-	-100.0%
<b>American Airlines (AA)</b>		<b>8</b>	<b>9</b>	<b>8</b>	<b>-1</b>	<b>0</b>	<b>-11.1%</b>	<b>0.0%</b>	<b>1,225</b>	<b>1,290</b>	<b>1,077</b>	<b>-65</b>	<b>148</b>	<b>-5.0%</b>	<b>13.7%</b>
Austin, TX	AUS	0	0	1	0	-1	-	-100.0%	0	0	76	0	-76	-	-100.0%
Dallas/Ft. Worth, TX	DFW	4	4	3	0	1	0.0%	33.3%	688	688	516	0	172	0.0%	33.3%
Phoenix	PHX	4	5	4	-1	0	-20.0%	0.0%	537	602	485	-65	52	-10.8%	10.7%
<b>Delta Airlines (DL)</b>		<b>6</b>	<b>6</b>	<b>6</b>	<b>0</b>	<b>0</b>	<b>0.0%</b>	<b>0.0%</b>	<b>606</b>	<b>606</b>	<b>664</b>	<b>0</b>	<b>-58</b>	<b>0.0%</b>	<b>-8.7%</b>
Los Angeles, CA	LAX	3	3	3	0	0	0.0%	0.0%	210	210	228	0	-18	0.0%	-7.9%
Salt Lake City, UT	SLC	3	3	3	0	0	0.0%	0.0%	396	396	436	0	-40	0.0%	-9.2%
Minneapolis, MN	MSP	0	0	0	0	0	-	-	0	0	0	0	0	-	-
<b>JetBlue Airways (B6)</b>		<b>2</b>	<b>2</b>	<b>2</b>	<b>0</b>	<b>0</b>	<b>0.0%</b>	<b>0.0%</b>	<b>324</b>	<b>324</b>	<b>324</b>	<b>0</b>	<b>0</b>	<b>0.0%</b>	<b>0.0%</b>
Los Angeles, CA	LAX	1	1	1	0	0	0.0%	0.0%	162	162	162	0	0	0.0%	0.0%
New York City, NY	JFK	1	1	1	0	0	0.0%	0.0%	162	162	162	0	0	0.0%	0.0%
<b>New Pacific Airlines (7H)</b>		<b>1</b>	<b>1</b>	<b>0</b>	<b>0</b>	<b>1</b>	<b>0.0%</b>	<b>-</b>	<b>181</b>	<b>181</b>	<b>0</b>	<b>0</b>	<b>181</b>	<b>0.0%</b>	<b>-</b>
Ontario, CA	ONT	1	1	0	0	1	0.0%	-	181	181	0	0	181	0.0%	-
<b>Southwest Airlines (WN)</b>		<b>27</b>	<b>24</b>	<b>24</b>	<b>3</b>	<b>3</b>	<b>12.5%</b>	<b>12.5%</b>	<b>4,341</b>	<b>3,816</b>	<b>3,592</b>	<b>525</b>	<b>749</b>	<b>13.8%</b>	<b>20.9%</b>
Burbank, CA	BUR	1	1	1	0	0	0.0%	0.0%	143	143	143	0	0	0.0%	0.0%
Dallas Love Field, TX	DAL	1	1	0	0	1	0.0%	-	143	143	0	0	143	0.0%	-
Denver, CO	DEN	3	3	2	0	1	0.0%	50.0%	461	429	286	32	175	7.5%	61.2%
Las Vegas, NV	LAS	11	9	10	2	1	22.2%	10.0%	1,893	1,415	1,494	478	399	33.8%	26.7%
Long Beach, CA	LGB	2	2	2	0	0	0.0%	0.0%	318	350	318	-32	0	-9.1%	0.0%
Los Angeles, CA	LAX	1	1	2	0	-1	0.0%	-50.0%	143	143	318	0	-175	0.0%	-55.0%
Oakland, CA	OAK	2	2	2	0	0	0.0%	0.0%	350	350	286	0	64	0.0%	22.4%
Phoenix, AZ	PHX	2	2	2	0	0	0.0%	0.0%	318	350	286	-32	32	-9.1%	11.2%
San Diego, CA	SAN	3	2	2	1	1	50.0%	50.0%	429	318	318	111	111	34.9%	34.9%
San Jose, CA	SJC	1	1	1	0	0	0.0%	0.0%	143	175	143	-32	0	-18.3%	0.0%
<b>Spirit Airlines (NK)</b>		<b>3</b>	<b>2</b>	<b>2</b>	<b>1</b>	<b>1</b>	<b>50.0%</b>	<b>50.0%</b>	<b>546</b>	<b>364</b>	<b>364</b>	<b>182</b>	<b>182</b>	<b>50.0%</b>	<b>50.0%</b>
Las Vegas, NV	LAS	3	2	2	1	1	50.0%	50.0%	546	364	364	182	182	50.0%	50.0%
<b>Sun Country (SY)</b>		<b>0</b>	<b>0</b>	<b>0</b>	<b>0</b>	<b>0</b>	<b>-</b>	<b>-</b>	<b>0</b>	<b>0</b>	<b>0</b>	<b>0</b>	<b>0</b>	<b>-</b>	<b>-</b>
Minneapolis, MN	MSP	0	0	0	0	0	-	-	0	0	0	0	0	-	-
Los Angeles, CA	LAX	0	0	0	0	0	-	-	0	0	0	0	0	-	-
<b>United Airlines (UA)</b>		<b>12</b>	<b>11</b>	<b>11</b>	<b>1</b>	<b>1</b>	<b>9.1%</b>	<b>9.1%</b>	<b>1,446</b>	<b>1,298</b>	<b>1,289</b>	<b>148</b>	<b>157</b>	<b>11.4%</b>	<b>12.2%</b>
Denver, CO	DEN	4	3	4	1	0	33.3%	0.0%	624	458	616	166	8	36.2%	1.3%
Houston, TX	IAH	1	0	1	1	0	-	0.0%	76	0	126	76	-50	-	-39.7%
Los Angeles, CA	LAX	2	2	1	0	1	0.0%	100.0%	152	152	76	0	76	0.0%	100.0%
Chicago, IL (O'Hare)	ORD	1	1	1	0	0	0.0%	0.0%	126	166	179	-40	-53	-24.1%	-29.6%
San Francisco, CA	SFO	4	5	4	-1	0	-20.0%	0.0%	468	522	292	-54	176	-10.3%	60.3%
<b>Volaris Airlines (Y4)</b>		<b>1</b>	<b>1</b>	<b>1</b>	<b>0</b>	<b>0</b>	<b>0.0%</b>	<b>0.0%</b>	<b>186</b>	<b>186</b>	<b>186</b>	<b>0</b>	<b>0</b>	<b>0.0%</b>	<b>0.0%</b>
Guadalajara, MX	GDL	1	1	1	0	0	0.0%	0.0%	186	186	186	0	0	0.0%	0.0%
<b>AIRPORT TOTALS</b>		<b>66</b>	<b>61</b>	<b>59</b>	<b>5</b>	<b>7</b>	<b>8.2%</b>	<b>11.9%</b>	<b>9,413</b>	<b>8,547</b>	<b>8,208</b>	<b>866</b>	<b>1,205</b>	<b>10.1%</b>	<b>14.7%</b>

**Peak Day Non-Stop Departures (Sample Day: March 21. Includes less than daily flights to BUR, IAH and DAL)**

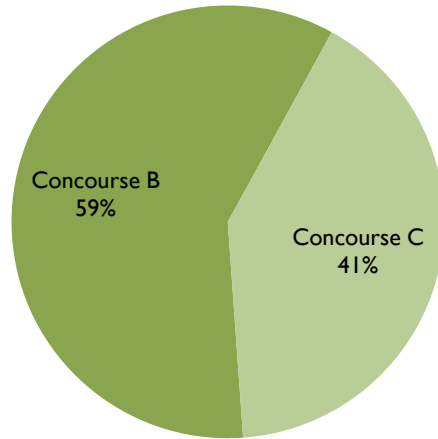
Airline/Destination	Code	March 2024	February 2024	March 2023	Change vs Prior Month	Change vs Prior Year	% Change vs Prior Month	% Change vs Prior Year	March 2024	February 2024	March 2023	Change vs Prior Month	Change vs Prior Year	% Change vs Prior Month	% Change vs Prior Year
<b>AIRLINES TOTALS</b>		<b>Flights</b>							<b>Seats</b>						
Alaska Airlines	AS	6	5	4	1	2	20.0%	50.0%	558	482	556	76	2	15.8%	0.4%
Allegiant Air	G4	0	0	1	0	-1	-	-100.0%	0	0	156	0	-156	-	-100.0%
American Airlines	AA	8	9	8	-1	0	-11.1%	0.0%	1,225	1,290	1,077	-65	148	-5.0%	13.7%
Delta Air Lines	DL	6	6	6	0	0	0.0%	0.0%	606	606	664	0	-58	0.0%	-8.7%
JetBlue Airways	B6	2	2	2	0	0	0.0%	0.0%	324	324	324	0	0	0.0%	0.0%
New Pacific Airlines	7H	1	1	0	0	1	0.0%	-	181	181	0	0	181	0.0%	-
Southwest Airlines	WN	27	24	24	3	3	12.5%	12.5%	4,341	3,816	3,592	525	749	13.8%	20.9%
Spirit Airlines	NK	3	2	2	1	1	50.0%	50.0%	546	364	364	182	182	50.0%	50.0%
Sun Country Airlines	SY	0	0	0	0	0	-	-	0	0	0	0	0	-	-
United Airlines	UA	12	11	11	1	1	9.1%	9.1%	1,446	1,298	1,289	148	157	11.4%	12.2%
Volaris Airlines	Y4	1	1	1	0	0	0.0%	0.0%	186	186	186	0	0	0.0%	0.0%
<b>Grand Total - All Airlines</b>		<b>66</b>	<b>61</b>	<b>59</b>	<b>5</b>	<b>7</b>	<b>8.2%</b>	<b>11.9%</b>	<b>9,413</b>	<b>8,547</b>	<b>8,208</b>	<b>866</b>	<b>1,205</b>	<b>10.1%</b>	<b>14.7%</b>
<b>TOTALS BY CITY</b>		<b>Flights</b>							<b>Seats</b>						
Austin, TX	AUS	0	0	1	0	-1	-	-100.0%	0	0	76	0	-76	-	-100.0%
Burbank, CA	BUR	1	1	1	0	0	0.0%	0.0%	143	143	143	0	0	0.0%	0.0%
Denver, CO	DEN	7	6	6	1	1	16.7%	16.7%	1,085	887	902	198	183	22.3%	20.3%
Dallas/Ft. Worth, TX	DFW	4	4	3	0	1	0.0%	33.3%	688	688	516	0	172	0.0%	33.3%
Dallas Love Field	DAL	1	1	0	0	1	0.0%	-	143	143	0	0	143	0.0%	-
Guadalajara, MX	GDL	1	1	1	0	0	0.0%	0.0%	186	186	186	0	0	0.0%	0.0%
Houston, TX	IAH	1	0	1	1	0	-	0.0%	76	0	126	76	-50	-	-39.7%
Las Vegas, NV	LAS	14	11	13	3	1	27.3%	7.7%	2,439	1,779	2,014	660	425	37.1%	21.1%
Long Beach, CA	LGB	2	2	2	0	0	0.0%	0.0%	318	350	318	-32	0	-9.1%	0.0%
Los Angeles, CA	LAX	7	7	7	0	0	0.0%	0.0%	667	667	784	0	-117	0.0%	-14.9%
Chicago, IL (Midway)	MDW	0	0	0	0	0	-	-	0	0	0	0	0	-	-
Oakland, CA	OAK	2	2	2	0	0	0.0%	0.0%	350	350	286	0	64	0.0%	22.4%
Ontario, CA	ONT	1	1	0	0	1	0.0%	-	181	181	0	0	181	0.0%	-
Chicago, IL (O'Hare)	ORD	1	1	1	0	0	0.0%	0.0%	126	166	179	-40	-53	-24.1%	-29.6%
Minneapolis, MN	MSP	0	0	0	0	0	-	-	0	0	0	0	0	-	-
New York City	JFK	1	1	1	0	0	0.0%	0.0%	162	162	162	0	0	0.0%	0.0%
Portland, OR	PDX	2	2	1	0	1	0.0%	100.0%	152	152	178	0	-26	0.0%	-14.6%
Phoenix, AZ	PHX	6	7	6	-1	0	-14.3%	0.0%	855	952	771	-97	84	-10.2%	10.9%
San Diego, CA	SAN	3	2	2	1	1	50.0%	50.0%	429	318	318	111	111	34.9%	34.9%
Seattle, WA	SEA	4	3	3	1	1	33.3%	33.3%	406	330	378	76	28	23.0%	7.4%
San Francisco, CA	SFO	4	5	4	-1	0	-20.0%	0.0%	468	522	292	-54	176	-10.3%	60.3%
Salt Lake City, UT	SLC	3	3	3	0	0	0.0%	0.0%	396	396	436	0	-40	0.0%	-9.2%
San Jose, CA	SJC	1	1	1	0	0	0.0%	0.0%	143	175	143	-32	0	-18.3%	0.0%
<b>Grand Total - All Cities</b>		<b>66</b>	<b>61</b>	<b>59</b>	<b>5</b>	<b>7</b>	<b>8.2%</b>	<b>11.9%</b>	<b>9,413</b>	<b>8,547</b>	<b>8,208</b>	<b>866</b>	<b>1,205</b>	<b>10.1%</b>	<b>14.7%</b>

Peak Day Non-Stop Departures (including less than daily flights) by Concourse							
March 2024							
Airline	Code	Daily Flights	Concourse	Airport	Daily Seats	Concourse	Airport
Delta	DL	6	15.4%	9.1%	606	10.1%	6.4%
JetBlue	B6	2	5.1%	3.0%	324	5.4%	3.4%
New Pacific	7H	1	2.6%	1.5%	181	3.0%	1.9%
Southwest	WN	27	69.2%	40.9%	4,341	72.4%	46.1%
Spirit	NK	3	7.7%	4.5%	546	9.1%	5.8%
<b>B-Concourse</b>		<b>39</b>	<b>100.0%</b>	<b>59.1%</b>	<b>5,998</b>	<b>100.0%</b>	<b>63.7%</b>
Alaska	AS	6	22.2%	9.1%	558	16.3%	5.9%
American	AA	8	29.6%	12.1%	1,225	35.9%	13.0%
Sun Country	SY	0	0.0%	0.0%	0	0.0%	0.0%
United	UA	12	44.4%	18.2%	1,446	42.3%	15.4%
Volaris	Y4	1	3.7%	1.5%	186	5.4%	2.0%
<b>C-Concourse</b>		<b>27</b>	<b>100.0%</b>	<b>40.9%</b>	<b>3,415</b>	<b>100.0%</b>	<b>36.3%</b>
<b>Grand Total</b>		<b>66</b>		<b>100.0%</b>	<b>9,413</b>		<b>100.0%</b>

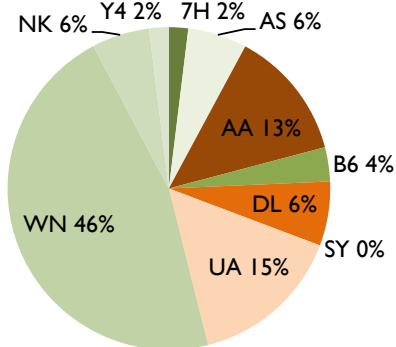
Percent of Scheduled Flights by Airlines



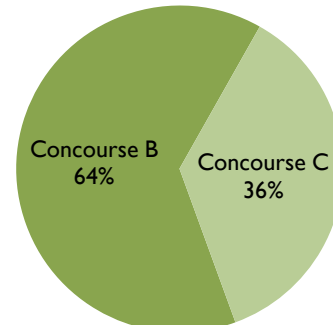
Percent of Scheduled Flights by Concourse



Percent of Scheduled Seats by Airline



Percent of Scheduled Seats by Concourse



# Non-Stop Arrivals

## March 2024

Marketing Airline	Operating Airline	Origin	Destination	Flight	Aircraft	Seats	Departure Time	Arrival Time	Days of Operation
AA	AA	DFW	RNO	1273	738	172	2231	0009	1..4567
UA	OO	SFO	RNO	5306	E7W	76	2300	0014	1234567
WN	WN	DEN	RNO	492	73W	143	2250	0015	1..45..
AA	AA	PHX	RNO	2165	738	172	2254	0049	.....7
WN	WN	LAS	RNO	494	73W	143	0550	0715	.....7
WN	WN	LAS	RNO	494	73W	143	0625	0745	..3....
WN	WN	LAS	RNO	494	73H	175	0625	0745	..2.....
WN	WN	LAS	RNO	494	7M8	175	0635	0800	1..45..
WN	WN	LGB	RNO	2042	73H	175	0650	0815	.....7
WN	WN	LAS	RNO	494	7M8	175	0700	0825	.....6.
AS	OO	SEA	RNO	3434	E75	76	0700	0847	.....6.
WN	WN	LAS	RNO	4150	73W	143	0735	0855	..23....
WN	WN	LAS	RNO	4150	7M8	175	0735	0900	1..45..
AS	QX	SEA	RNO	2400	E75	76	0720	0908	1.....
AA	AA	PHX	RNO	2013	319	128	0720	0912	1234567
NK	NK	LAS	RNO	1247	32A	182	0750	0921	..23....
WN	WN	LGB	RNO	2042	73W	143	0805	0925	.....6.
WN	WN	SJC	RNO	505	73W	143	0825	0925	1..45..
AS	QX	SEA	RNO	2400	E75	76	0740	0927	...45.7
WN	WN	SJC	RNO	2348	73W	143	0835	0935	..23....
WN	WN	LAS	RNO	2050	73W	143	0815	0940	.....7
WN	WN	OAK	RNO	573	73W	143	0845	0940	..23....
UA	OO	SFO	RNO	5394	E7W	76	0826	0941	1234567
WN	WN	SAN	RNO	2317	73W	143	0820	0955	.....7
AA	AA	DFW	RNO	2353	738	172	0815	0956	1234567
7H	7H	ONT	RNO	711	752	207	0830	1000	...4...
WN	WN	OAK	RNO	573	73W	143	0905	1010	1..45..
WN	WN	DEN	RNO	1388	73W	143	0855	1020	..23....
WN	WN	LAS	RNO	3426	73W	143	0855	1020	1..45..
AS	QX	PDX	RNO	2415	E75	76	0902	1028	123....
WN	WN	SAN	RNO	2680	73W	143	0850	1035	.....6.
WN	WN	LAX	RNO	2919	73W	143	0915	1040	.....7
WN	WN	LAS	RNO	3612	7M8	175	0925	1050	.....6.
AS	QX	PDX	RNO	2095	E75	76	0925	1054	.....7
WN	WN	PHX	RNO	504	73W	143	0905	1110	..23....
WN	WN	LAS	RNO	3612	73W	143	0945	1115	.....7
WN	WN	LAS	RNO	3612	73H	175	0950	1115	..23....
DL	OO	LAX	RNO	4099	E7W	70	0959	1126	12345.7
DL	OO	LAX	RNO	4099	E7W	76	0959	1126	.....6.
Y4	Y4	GDL	RNO	998	32N	186	0824	1130	12345..
WN	WN	PHX	RNO	504	7M8	175	0940	1135	1..45..
WN	WN	PHX	RNO	504	73W	143	0945	1140	.....7
AS	OO	PDX	RNO	3403	E75	76	1015	1144	...456.
NK	NK	LAS	RNO	1247	32N	182	1015	1146	.....7
UA	YV	IAH	RNO	6183	E7W	76	0930	1148	.....67
DL	DL	SLC	RNO	2662	738	160	1130	1155	1234567
AA	AA	PHX	RNO	1437	738	172	1004	1201	1234567
WN	WN	SJC	RNO	270	73W	143	1110	1215	.....6.
UA	OO	LAX	RNO	5410	E7W	76	1040	1216	12345..

# Non-Stop Arrivals

## March 2024

Marketing Airline	Operating Airline	Origin	Destination	Flight	Aircraft	Seats	Departure Time	Arrival Time	Days of Operation
WN	WN	SAN	RNO	2680	73W	143	1035	1220	.23....
WN	WN	LGB	RNO	2042	73H	175	1120	1240	1..45..
UA	UA	DEN	RNO	2167	738	166	1115	1241	1234567
NK	NK	LAS	RNO	2514	32N	182	1120	1252	.....6.
WN	WN	PHX	RNO	6616	73W	143	1100	1255	.23....
WN	WN	DEN	RNO	1388	73W	143	1130	1300	1..45..
WN	WN	LGB	RNO	2042	7M8	175	1140	1305	.23....
NK	NK	LAS	RNO	1247	32A	182	1137	1309	1...5..
WN	WN	LAS	RNO	4354	73W	143	1150	1325	.....7
WN	WN	LAS	RNO	4026	7M8	175	1155	1325	1..45..
WN	WN	LAS	RNO	4026	73W	143	1215	1340	.23....
WN	WN	DEN	RNO	1388	73H	175	1230	1350	.....6.
WN	WN	LAS	RNO	4026	73W	143	1230	1355	.....6.
AA	AA	DFW	RNO	2354	738	172	1219	1358	1234567
NK	NK	LAS	RNO	2514	32N	182	1225	1358	...4...
NK	NK	LAS	RNO	2514	32N	182	1237	1410	12..5..
WN	WN	LAS	RNO	496	73H	175	1250	1415	1..45..
WN	WN	LGB	RNO	2227	73W	143	1255	1415	.....7
NK	NK	LAS	RNO	2514	32N	182	1309	1441	.....7
WN	WN	LAS	RNO	496	7M8	175	1315	1445	.23....
WN	WN	DAL	RNO	753	73W	143	1315	1455	.....6.
WN	WN	PHX	RNO	504	73H	175	1300	1455	.....6.
NK	NK	LAS	RNO	1247	32A	182	1329	1501	...4...
AS	AS	SEA	RNO	653	73G	124	1326	1510	....567
UA	UA	SFO	RNO	657	738	166	1411	1523	1234567
WN	WN	LAS	RNO	651	73W	143	1405	1535	.....7
WN	WN	LAX	RNO	2129	73W	143	1415	1535	.23....
AS	AS	SEA	RNO	694	73J	178	1357	1541	...4...
7H	7H	ONT	RNO	711	752	207	1415	1545	.....7
WN	WN	SAN	RNO	1557	7M8	175	1415	1555	.....7
AA	OO	PHX	RNO	4895	CR7	65	1359	1600	1234567
AS	AS	SEA	RNO	652	73J	178	1410	1600	123....
WN	WN	LAS	RNO	336	73W	143	1435	1600	.23....
WN	WN	LAS	RNO	497	7M8	175	1500	1625	1..45..
WN	WN	DEN	RNO	4353	73W	143	1515	1640	1..45..
WN	WN	SAN	RNO	586	73W	143	1505	1645	.23....
DL	OO	SLC	RNO	3732	E7W	76	1614	1649	1234567
DL	OO	LAX	RNO	4126	E7W	70	1532	1655	1234567
WN	WN	LAX	RNO	2107	73W	143	1530	1655	1..45..
WN	WN	DEN	RNO	509	73W	143	1545	1710	.....7
WN	WN	SJC	RNO	3208	73W	143	1615	1715	.....7
WN	WN	LAS	RNO	1170	73W	143	1550	1720	.....7
NK	NK	LAS	RNO	1247	32N	182	1551	1722	.....6.
WN	WN	LAS	RNO	1170	73H	175	1600	1725	.23....
WN	WN	DEN	RNO	509	7M8	175	1610	1730	.23....
WN	WN	LAS	RNO	1170	73H	175	1600	1730	.....6.
WN	WN	LAS	RNO	1170	73H	175	1600	1735	1..45..
UA	UA	DEN	RNO	759	738	166	1610	1738	..3....
WN	WN	BUR	RNO	2636	73W	143	1610	1740	.23....



# Non-Stop Arrivals

March 2024

Marketing Airline	Operating Airline	Origin	Destination	Flight	Aircraft	Seats	Departure Time	Arrival Time	Days of Operation
UA	UA	DEN	RNO	759	319	126	1615	1743	12.4567
AS	QX	PDX	RNO	2394	E75	76	1615	1744	1.....
AS	QX	PDX	RNO	2394	E75	76	1620	1745	...4567
WN	WN	SAN	RNO	1557	7M8	175	1615	1750	1..45..
B6	B6	LAX	RNO	942	320	162	1624	1755	1234567
UA	UA	SFO	RNO	1615	320	150	1655	1806	1234567
WN	WN	BUR	RNO	2636	73W	143	1655	1815	1..45..
WN	WN	LAX	RNO	2129	7M8	175	1645	1815	.....6.
NK	NK	LAS	RNO	1791	32N	182	1706	1838	.234.67
AS	QX	SEA	RNO	2384	E75	76	1700	1840	.....6.
NK	NK	LAS	RNO	1791	32N	182	1720	1850	1.....
WN	WN	LAS	RNO	498	73H	175	1730	1855	.23....
WN	WN	LAS	RNO	4232	73W	143	1735	1900	.....7
WN	WN	LAS	RNO	498	7M8	175	1740	1905	1..45..
NK	NK	LAS	RNO	1791	32A	182	1755	1927	....5..
AS	OO	SEA	RNO	3427	E75	76	1800	1940	...45.7
WN	WN	OAK	RNO	512	73W	143	1845	1940	.....6.
WN	WN	BUR	RNO	2636	73W	143	1815	1945	.....6.
WN	WN	LAS	RNO	3595	73W	143	1835	2000	.23....
WN	WN	LGB	RNO	503	7M8	175	1835	2000	.23....
AA	AA	DFW	RNO	2922	738	172	1850	2031	.....7
NK	NK	LAS	RNO	2514	32N	182	1904	2035	..3....
UA	UA	DEN	RNO	2115	738	166	1923	2050	1...5..
UA	UA	DEN	RNO	2115	7M8	166	1923	2050	.234.67
WN	WN	LAS	RNO	4232	7M8	175	1930	2055	1..45..
UA	OO	LAX	RNO	5411	E7W	70	1920	2056	....5..
UA	OO	LAX	RNO	5411	E7W	76	1920	2056	1234.67
WN	WN	LAS	RNO	4232	73H	175	1930	2100	.....6.
WN	WN	LGB	RNO	503	7M8	175	1940	2100	.....7
WN	WN	OAK	RNO	512	7M8	175	2005	2100	12345..
WN	WN	OAK	RNO	512	73H	175	2010	2105	.....7
WN	WN	LGB	RNO	503	7M8	175	1950	2110	1..456.
AS	QX	SEA	RNO	2198	E75	76	1930	2113	123....
WN	WN	LAS	RNO	4232	73W	143	2000	2120	.23....
AA	AA	DFW	RNO	2922	738	172	1949	2127	12345..
DL	DL	SLC	RNO	2218	738	160	2115	2143	.....6.
WN	WN	DAL	RNO	2777	7M8	175	2015	2150	.....7
WN	WN	PHX	RNO	513	7M8	175	2005	2155	.23....
WN	WN	LAS	RNO	1855	73W	143	2045	2205	.....7
WN	WN	SAN	RNO	2317	73W	143	2030	2210	.23....
WN	WN	LAS	RNO	1855	73W	143	2055	2215	1..45..
UA	UA	DEN	RNO	1153	319	126	2050	2217	1.....
UA	UA	DEN	RNO	1153	738	166	2050	2217	...4567
B6	B6	JFK	RNO	2181	320	162	1859	2220	12345.7
AA	AA	DFW	RNO	2922	738	172	2042	2222	.....6.
UA	UA	ORD	RNO	210	73G	126	2003	2230	1234..7
UA	UA	ORD	RNO	210	320	150	2005	2230	....5..
WN	WN	LAS	RNO	1855	73W	143	2115	2230	.23....
AA	AA	PHX	RNO	1765	738	172	2036	2237	1234567

# Non-Stop Arrivals

**March 2024**

Marketing Airline	Operating Airline	Origin	Destination	Flight	Aircraft	Seats	Departure Time	Arrival Time	Days of Operation
UA	UA	ORD	RNO	210	73G	126	2013	2240	.....6.
WN	WN	PHX	RNO	513	7M8	175	2050	2240	1..45..
WN	WN	LAS	RNO	1855	7M8	175	2125	2245	.....6.
WN	WN	SAN	RNO	2530	73H	175	2110	2250	.....6.
WN	WN	SAN	RNO	3805	73W	143	2120	2250	.....7
B6	B6	JFK	RNO	2181	320	162	1930	2251	.....6.
AS	QX	SEA	RNO	2198	E75	76	2115	2255	...4567
WN	WN	PHX	RNO	513	73W	143	2100	2255	.....6.
WN	WN	LAS	RNO	502	73H	175	2145	2310	1..45..
DL	OO	LAX	RNO	3929	E7W	70	2145	2312	1234567
WN	WN	LAS	RNO	3744	73W	143	2150	2315	.....7
WN	WN	DEN	RNO	492	73H	175	2155	2320	.23....
WN	WN	DEN	RNO	492	7M8	175	2200	2320	.....7
WN	WN	SAN	RNO	2193	73W	143	2155	2330	1..45..
DL	DL	SLC	RNO	2218	738	160	2300	2333	12345.7
WN	WN	PHX	RNO	513	7M8	175	2155	2345	.....7
WN	WN	DEN	RNO	492	7M8	175	2235	2355	.....6.

# Non-Stop Departures

## March 2024

Marketing Airline	Operating Airline	Origin	Destination	Flight	Aircraft	Seats	Departure Time	Arrival Time	Days of Operation
WN	WN	RNO	DEN	3370	73W	143	0500	0815	.....7
WN	WN	RNO	DEN	3370	73W	143	0505	0825	1..45..
UA	UA	RNO	DEN	699	738	166	0515	0833	12...6.
UA	UA	RNO	DEN	699	7M8	166	0515	0833	..345.7
WN	WN	RNO	DEN	3370	73H	175	0515	0825	.....6.
WN	WN	RNO	PHX	2452	7M8	175	0530	0720	1..45..
WN	WN	RNO	DEN	3370	73W	143	0535	0845	.23....
WN	WN	RNO	PHX	2452	73W	143	0535	0730	.....7
WN	WN	RNO	PHX	2452	7M8	175	0540	0735	.....6.
AA	AA	RNO	DFW	1361	738	172	0549	1111	1234567
WN	WN	RNO	LAS	2022	7M8	175	0550	0715	1..45..
AA	AA	RNO	PHX	1741	738	172	0600	0801	1234567
DL	DL	RNO	SLC	1473	738	160	0600	0843	1234567
UA	OO	RNO	LAX	5621	E7W	70	0600	0740	.....6.
UA	OO	RNO	LAX	5621	E7W	76	0600	0740	12345.7
WN	WN	RNO	LAS	2022	73H	175	0600	0720	.23...7
WN	WN	RNO	LAS	2022	7M8	175	0600	0720	.....6.
WN	WN	RNO	OAK	2464	7M8	175	0610	0720	1..45..
UA	OO	RNO	SFO	5285	E7W	76	0614	0739	.....7
UA	OO	RNO	SFO	5285	E7W	76	0615	0740	123456.
WN	WN	RNO	OAK	2464	7M8	175	0620	0730	.....7
WN	WN	RNO	OAK	2464	7M8	175	0625	0730	.23..6.
WN	WN	RNO	SAN	1692	73W	143	0630	0800	1..45..
WN	WN	RNO	DAL	2810	73W	143	0640	1155	.....7
AS	QX	RNO	SEA	2180	E75	76	0650	0848	...4567
AS	QX	RNO	SEA	2180	E75	76	0650	0852	123....
WN	WN	RNO	LGB	268	73W	143	0650	0820	1..45..
WN	WN	RNO	PHX	2452	73W	143	0650	0835	.23....
UA	UA	RNO	ORD	243	73G	126	0700	1254	.23....
WN	WN	RNO	SAN	2084	73W	143	0705	0840	.....6.
DL	OO	RNO	LAX	4106	E7W	70	0710	0855	.....6.
WN	WN	RNO	LAS	2024	73H	175	0710	0830	1..45..
WN	WN	RNO	SAN	1692	73W	143	0710	0845	.23....
DL	OO	RNO	LAX	4106	E7W	70	0715	0900	12345.7
WN	WN	RNO	SAN	1692	7M8	175	0720	0850	.....7
WN	WN	RNO	DAL	1731	73W	143	0725	1235	.....6.
WN	WN	RNO	LAS	2024	7M8	175	0730	0845	.23....
WN	WN	RNO	LAS	2024	73W	143	0755	0915	.....7
WN	WN	RNO	LGB	268	73W	143	0800	0925	.....6.
WN	WN	RNO	LGB	268	7M8	175	0805	0930	.23...7
WN	WN	RNO	LAS	2023	73W	143	0835	1000	..3....
WN	WN	RNO	LAS	2023	73H	175	0835	1000	.2.....
WN	WN	RNO	LAS	2023	7M8	175	0845	1005	1..45..
UA	UA	RNO	DEN	1009	319	126	0900	1218	.23....
UA	UA	RNO	DEN	1009	738	166	0900	1218	1..4567
WN	WN	RNO	LAS	1998	73H	175	0910	1030	.....7
WN	WN	RNO	LAX	2168	7M8	175	0910	1045	.....6.
AS	OO	RNO	SEA	3434	E75	76	0927	1125	.....6.

# Non-Stop Departures

## March 2024

Marketing Airline	Operating Airline	Origin	Destination	Flight	Aircraft	Seats	Departure Time	Arrival Time	Days of Operation
WN	WN	RNO	DEN	4150	73W	143	0935	1245	.23....
AS	QX	RNO	SEA	2400	E75	76	0950	1150	1.....
WN	WN	RNO	LAS	1998	7M8	175	0950	1110	1..45..
AA	AA	RNO	PHX	2013	319	128	0955	1148	1234567
WN	WN	RNO	LAS	1998	73W	143	1000	1120	.....6.
WN	WN	RNO	LAX	2168	73W	143	1000	1135	1..45..
AS	QX	RNO	SEA	2400	E75	76	1010	1208	...45.7
WN	WN	RNO	LAS	2348	73W	143	1010	1130	.23....
NK	NK	RNO	LAS	1248	32A	182	1015	1142	.23....
WN	WN	RNO	LAX	573	73W	143	1015	1150	.23....
WN	WN	RNO	SJC	2050	73W	143	1015	1125	.....7
UA	OO	RNO	SFO	5899	E7W	76	1022	1150	.....67
UA	OO	RNO	SFO	5899	E7W	76	1032	1157	.2.....
UA	OO	RNO	SFO	5899	E7W	76	1035	1203	1.345..
WN	WN	RNO	DEN	573	73W	143	1045	1355	1..45..
AA	AA	RNO	DFW	2353	738	172	1046	1555	1234567
WN	WN	RNO	BUR	1388	73W	143	1055	1210	.23....
WN	WN	RNO	LAS	2158	73W	143	1100	1220	1..45..
AS	QX	RNO	PDX	2415	E75	76	1108	1245	123....
WN	WN	RNO	SJC	2680	73W	143	1110	1225	.....6.
7H	7H	RNO	ONT	775	752	207	1115	1245	...4...
WN	WN	RNO	LGB	1536	73W	143	1120	1245	.....7
WN	WN	RNO	LAS	4259	73W	143	1130	1250	.....7
AS	QX	RNO	PDX	2095	E75	76	1135	1310	.....7
WN	WN	RNO	LAS	2019	7M8	175	1140	1300	.....6.
WN	WN	RNO	SAN	3820	73W	143	1145	1315	.23....
WN	WN	RNO	LAX	4094	73W	143	1150	1325	.....7
WN	WN	RNO	LAS	2025	73H	175	1200	1320	.23....
WN	WN	RNO	SAN	3820	73W	143	1215	1345	.....7
DL	OO	RNO	LAX	4099	E7W	70	1220	1351	12345.7
DL	OO	RNO	LAX	4099	E7W	76	1220	1351	.....6.
WN	WN	RNO	LAS	2025	7M8	175	1220	1340	1..45..
AS	OO	RNO	PDX	3403	E75	76	1225	1400	...456.
NK	NK	RNO	LAS	1248	32N	182	1236	1403	.....7
WN	WN	RNO	PHX	270	73W	143	1250	1435	.....6.
AA	AA	RNO	PHX	1437	738	172	1253	1441	1234567
WN	WN	RNO	LAS	203	73W	143	1305	1425	.23....
Y4	Y4	RNO	GDL	999	32N	186	1310	1755	12345..
UA	YV	RNO	IAH	6237	E7W	76	1315	1902	.....67
WN	WN	RNO	LAS	2019	73H	175	1325	1445	1..45..
DL	DL	RNO	SLC	2662	738	160	1330	1557	1234567
WN	WN	RNO	PHX	6605	73W	143	1335	1520	.23....
WN	WN	RNO	SAN	1388	73W	143	1335	1500	1..45..
UA	UA	RNO	DEN	1898	738	166	1343	1700	1234567
NK	NK	RNO	LAS	2515	32N	182	1345	1514	.....6.
UA	OO	RNO	LAX	5629	E7W	76	1353	1535	12345..
WN	WN	RNO	DEN	2042	7M8	175	1355	1705	.23....
NK	NK	RNO	LAS	1248	32A	182	1400	1524	1...5..

# Non-Stop Departures

## March 2024

Marketing Airline	Operating Airline	Origin	Destination	Flight	Aircraft	Seats	Departure Time	Arrival Time	Days of Operation
WN	WN	RNO	DEN	4354	73W	143	1400	1705	.....7
WN	WN	RNO	LAS	3892	73W	143	1420	1540	.23....
WN	WN	RNO	LAS	3892	7M8	175	1425	1550	1..45..
WN	WN	RNO	BUR	3292	73W	143	1430	1550	.....6.
WN	WN	RNO	DEN	3939	73H	175	1435	1755	.....6.
NK	NK	RNO	LAS	2515	32N	182	1448	1620	...4...
WN	WN	RNO	LAS	3892	73W	143	1450	1610	.....7
AA	AA	RNO	DFW	2354	738	172	1451	2000	1234567
NK	NK	RNO	LAS	2515	32N	182	1500	1630	12..5..
WN	WN	RNO	DEN	496	73H	175	1500	1810	1..45..
WN	WN	RNO	LAS	3880	7M8	175	1530	1650	.23....
WN	WN	RNO	LGB	753	73W	143	1530	1655	.....6.
NK	NK	RNO	LAS	2515	32N	182	1532	1700	.....7
WN	WN	RNO	LAS	3892	73H	175	1540	1700	.....6.
NK	NK	RNO	LAS	1248	32A	182	1551	1719	...4...
AS	AS	RNO	SEA	652	73G	124	1554	1748	...567
WN	WN	RNO	PHX	5431	73W	143	1610	1755	.....7
WN	WN	RNO	SAN	2084	73W	143	1615	1750	.23....
UA	UA	RNO	SFO	2664	738	166	1625	1749	1234567
AA	OO	RNO	PHX	4895	CR7	65	1630	1825	1234567
WN	WN	RNO	PHX	5431	73W	143	1635	1820	.23....
AS	AS	RNO	SEA	110	73J	178	1636	1830	...4...
WN	WN	RNO	LAS	2029	7M8	175	1640	1800	.....7
AS	AS	RNO	SEA	656	73J	178	1655	1855	123....
7H	7H	RNO	ONT	775	752	207	1700	1830	.....7
WN	WN	RNO	LAS	2029	7M8	175	1715	1835	1..45..
WN	WN	RNO	SAN	4353	73W	143	1715	1845	1..45..
WN	WN	RNO	LGB	344	73W	143	1720	1845	.23....
WN	WN	RNO	PHX	1152	73W	143	1730	1920	1..45..
DL	OO	RNO	SLC	3732	E7W	76	1734	2006	1234567
WN	WN	RNO	SAN	509	73W	143	1745	1915	.....7
WN	WN	RNO	LAS	3208	73W	143	1750	1910	.....7
WN	WN	RNO	LGB	344	73W	143	1755	1920	.....7
WN	WN	RNO	LAS	2029	73H	175	1810	1925	.23....
NK	NK	RNO	LAS	1248	32N	182	1812	1941	.....6.
WN	WN	RNO	LAS	2029	73H	175	1815	1930	.....6.
WN	WN	RNO	SJC	2636	73W	143	1815	1925	.23....
WN	WN	RNO	OAK	509	7M8	175	1820	1920	.23....
WN	WN	RNO	OAK	1170	73H	175	1820	1920	1..45..
AS	QX	RNO	PDX	2394	E75	76	1825	1958	...4567
AS	QX	RNO	PDX	2394	E75	76	1825	2002	1.....
DL	OO	RNO	LAX	4126	E7W	70	1829	2000	1234567
WN	WN	RNO	LGB	344	7M8	175	1835	2000	1..45..
UA	UA	RNO	DEN	2044	319	126	1840	2158	1..4567
B6	B6	RNO	LAX	943	320	162	1857	2041	1234567
WN	WN	RNO	SAN	1692	7M8	175	1900	2035	.....6.
WN	WN	RNO	SJC	2636	73W	143	1900	2005	1..45..
SY	SY	RNO	LAX	1673	738	186	1915	2050	.....6.

# Non-Stop Departures

March 2024

Marketing Airline	Operating Airline	Origin	Destination	Flight	Aircraft	Seats	Departure Time	Arrival Time	Days of Operation
UA	UA	RNO	SFO	1637	320	150	1915	2036	1234567
AS	QX	RNO	SEA	2384	E75	76	1920	2113	.....6.
NK	NK	RNO	LAS	1792	32N	182	1928	2057	.234.67
NK	NK	RNO	LAS	1792	32N	182	1940	2109	1.....
WN	WN	RNO	LAS	2031	73W	143	1940	2100	.....7
WN	WN	RNO	LAS	2031	73H	175	1940	2100	.23....
WN	WN	RNO	LAS	2031	7M8	175	1950	2110	1..45..
AS	OO	RNO	SEA	3427	E75	76	2020	2215	...45.7
NK	NK	RNO	LAS	1792	32A	182	2020	2149	....5..
WN	WN	RNO	LAS	3852	73W	143	2035	2155	.23....
AA	AA	RNO	PHX	2154	738	172	2121	2309	.....7
NK	NK	RNO	LAS	2515	32N	182	2125	2256	..3....
WN	WN	RNO	LAS	3852	73H	175	2145	2300	.....6.
WN	WN	RNO	LAS	3852	7M8	175	2145	2305	1..45.7
UA	UA	RNO	ORD	552	73G	126	2345	0531	..34.67
UA	UA	RNO	ORD	552	320	150	2345	0531	....5..
B6	B6	RNO	JFK	80	320	162	2347	0750	.....6.
B6	B6	RNO	JFK	80	320	162	2354	0758	1234..7
B6	B6	RNO	JFK	80	320	162	2355	0759	....5..
AA	AA	RNO	DFW	1271	738	172	2359	0508	1..4567

# Reno-Tahoe International Airport

Hourly schedule arrivals, departures, and related seats

Sample: 18th - 24th March 2024

Concourse	Monday				Tuesday				Wednesday				Thursday				Friday				Saturday				Sunday															
	Seats	Arr	Time	Dep	Seats	Seats	Arr	Time	Dep	Seats	Seats	Arr	Time	Dep	Seats	Seats	Arr	Time	Dep	Seats	Seats	Arr	Time	Dep	Seats	Seats	Arr	Time	Dep	Seats	Seats	Arr	Time	Dep	Seats					
B	0	0	0000	0	0	143	1	0000	0	0	0	0	0000	0	0	0	0	0000	0	0	143	1	0000	0	0	143	1	0000	0	0	0	0	0000	0	0	0	0	0000	0	0
	0	0	0100	0	0	0	0	0100	0	0	0	0	0100	0	0	0	0	0100	0	0	0	0	0100	0	0	0	0	0100	0	0	0	0	0100	0	0	0	0	0100	0	0
	0	0	0200	0	0	0	0	0200	0	0	0	0	0200	0	0	0	0	0200	0	0	0	0	0200	0	0	0	0	0200	0	0	0	0	0200	0	0	0	0	0200	0	0
	0	0	0300	0	0	0	0	0300	0	0	0	0	0300	0	0	0	0	0300	0	0	0	0	0300	0	0	0	0	0300	0	0	0	0	0300	0	0	0	0	0300	0	0
	0	0	0400	0	0	0	0	0400	0	0	0	0	0400	0	0	0	0	0400	0	0	0	0	0400	0	0	0	0	0400	0	0	0	0	0400	0	0	0	0	0400	0	0
	0	0	0500	3	493	0	0	0500	1	143	0	0	0500	1	143	0	0	0500	3	493	0	0	0500	3	493	0	0	0500	2	350	0	0	0500	2	286					
	0	0	0600	4	621	0	0	0600	4	653	0	0	0600	4	653	0	0	0600	4	621	0	0	0600	4	621	0	0	0600	3	510	0	0	0600	4	653					
	0	0	0700	2	245	175	1	0700	3	388	143	1	0700	3	388	0	0	0700	2	245	0	0	0700	2	245	0	0	0700	3	356	143	1	0700	3	388					
	175	1	0800	1	175	143	1	0800	2	350	143	1	0800	2	318	175	1	0800	1	175	175	1	0800	1	175	175	1	0800	1	143	175	1	0800	1	175					
	318	2	0900	1	175	468	3	0900	1	143	468	3	0900	1	143	318	2	0900	1	175	318	2	0900	1	175	143	1	0900	1	175	286	2	0900	1	175					
	286	2	1000	2	286	143	1	1000	4	611	143	1	1000	4	611	493	3	1000	2	286	286	2	1000	2	286	318	2	1000	1	143	143	1	1000	1	143					
	405	3	1100	1	143	548	4	1100	1	143	548	4	1100	1	143	405	3	1100	2	350	405	3	1100	1	143	236	2	1100	2	318	698	5	1100	3	429					
	175	1	1200	2	245	286	2	1200	2	245	286	2	1200	2	245	175	1	1200	2	245	175	1	1200	2	245	325	2	1200	2	219	0	0	1200	3	395					
	500	3	1300	3	478	318	2	1300	4	621	318	2	1300	4	621	500	3	1300	3	478	500	3	1300	3	478	318	2	1300	2	342	143	1	1300	1	160					
	357	2	1400	2	357	357	2	1400	1	143	175	1	1400	1	143	175	1	1400	2	357	357	2	1400	2	357	318	2	1400	2	318	325	2	1400	2	286					
	0	0	1500	2	357	143	1	1500	2	357	143	1	1500	1	175	182	1	1500	2	357	0	0	1500	2	357	0	0	1500	2	318	525	3	1500	1	182					
	607	5	1600	0	0	432	4	1600	2	286	432	4	1600	2	286	607	5	1600	0	0	607	5	1600	0	0	146	2	1600	0	0	146	2	1600	2	318					
	512	3	1700	4	537	655	4	1700	2	219	655	4	1700	2	219	512	3	1700	4	537	512	3	1700	4	537	519	3	1700	1	76	591	4	1700	5	712					
	325	2	1800	4	582	357	2	1800	5	725	357	2	1800	5	725	325	2	1800	4	582	143	1	1800	4	582	357	2	1800	4	582	182	1	1800	2	232					
	175	1	1900	3	500	0	0	1900	2	357	0	0	1900	2	357	175	1	1900	3	500	357	2	1900	2	318	286	2	1900	2	357	143	1	1900	2	325					
	175	1	2000	0	0	318	2	2000	1	143	500	3	2000	1	143	175	1	2000	0	0	175	1	2000	1	182	0	0	2000	0	0	0	0	2000	0	0					
	350	2	2100	1	175	493	3	2100	0	0	493	3	2100	1	182	350	2	2100	1	175	350	2	2100	1	175	510	3	2100	1	175	525	3	2100	1	175					
	480	3	2200	0	0	448	3	2200	0	0	448	3	2200	0	0	480	3	2200	0	0	480	3	2200	0	0	655	4	2200	0	0	448	3	2200	0	0					
	548	4	2300	1	162	405	3	2300	1	162	405	3	2300	1	162	548	4	2300	1	162	548	4	2300	1	162	245	2	2300	1	162	723	5	2300	1	162					
<b>5,388</b>	<b>35</b>	<b>36</b>	<b>5,531</b>	<b>5,832</b>	<b>39</b>	<b>38</b>	<b>5,689</b>	<b>5,657</b>	<b>38</b>	<b>38</b>	<b>5,657</b>	<b>5,595</b>	<b>36</b>	<b>37</b>	<b>5,738</b>	<b>5,531</b>	<b>36</b>	<b>36</b>	<b>5,531</b>	<b>4,694</b>	<b>31</b>	<b>30</b>	<b>4,551</b>	<b>5,196</b>	<b>35</b>	<b>35</b>	<b>5,196</b>													
C	Monday				Tuesday				Wednesday				Thursday				Friday				Saturday				Sunday															
	Seats	Arr	Time	Dep	Seats	Seats	Arr	Time	Dep	Seats	Seats	Arr	Time	Dep	Seats	Seats	Arr	Time	Dep	Seats	Seats	Arr	Time	Dep	Seats	Seats	Arr	Time	Dep	Seats	Seats	Arr	Time	Dep	Seats					
	0	0	0000	0	0	248	2	0000	0	0	76	1	0000	0	0	76	1	0000	0	0	248	2	0000	0	0	248	2	0000	0	0	248	2	0000	0	0					
	0	0	0100	0	0	0	0	0100	0	0	0	0	0100	0	0	0	0	0100	0	0	0	0	0100	0	0	0	0	0100	0	0	0	0	0100	0	0					
	0	0	0200	0	0	0	0	0200	0	0	0	0	0200	0	0	0	0	0200	0	0	0	0	0200	0	0	0	0	0200	0	0	0	0	0200	0	0					
	0	0	0300	0	0	0	0	0300	0	0	0	0	0300	0	0	0	0	0300	0	0	0	0	0300	0	0	0	0	0300	0	0	0	0	0300	0	0					
	0	0	0400	0	0	0	0	0400	0	0	0	0	0400	0	0	0	0	0400	0	0	0	0	0400	0	0	0	0	0400	0	0	0	0	0400	0	0					
	0	0	0500	2	338	0	0	0500	2	338	0	0	0500	2	338	0	0	0500	2	338	0	0	0500	2	338	0	0	0500	2	338	0	0	0500	2	338					
	0	0	0600	4	400	0	0	0600	4	400	0	0	0600	4	400	0	0	0600	4	400	0	0	0600	4	400	0	0	0600	4	394	0	0	0600	4	400					
	0	0	0700	0	0	0	0	0700	1	126	0	0	0700	1	126	0	0	0700	0	0	0	0	0700	0	0	0	0	0700	0	0	0	0	0700	0	0					
	0	0	0800	0	0	0	0	0800	0	0	0	0	0800	0	0	0	0	0800	0	0	0	0	0800	0	0	76	1	0800	0	0	0	0	0800	0	0					
	452	4	0900	2	294	452	4	0900	2	254	452	4	0900	2	254	452	4	0900	2	294	452	4	0900	2	294	376	3	0900	3	370	452	4	0900	2	294					
	0	0	1000	3	324	0	0	1000	3	324	0	0	1000	3	324	0	0	1000	3	324	0	0	1000	3	324	0	0	1000	2	248	76	1	1000	3	324					
	262	2	1100	0	0	262	2	1100	0	0	262	2	1100	0	0	262	2	1100	0	0	262	2	1100	0	0	152	2	1100	0	0	76	1	1100	1	76					
	414	3	1200	2	248	414	3	1200	2	248	414	3	1200	2	248	414	3	1200	2	248	414	3	1200	2	248	338	2	1200	2	248	338	2	1200	1	172					
	172	1	1300	3	428	172	1	1300	3	428	172	1	1300	3	428	172	1	1300	3	428	172	1	1300	3	428	172	1	1300	2	242	172	1	1300	2	242					
	0	0	1400	1	172	0	0	1400	1	172	0	0	1400	1	172	0	0	1400	1	172	0	0	1400	1	172	0	0	1400	1	172	0	0	1400	1	172					
	166	1	1500	0	0	290	2	1500	1	124	290	2	1500	1	124	344	2	1500	0	0	290	2	1500	1	124	290	2	1500	1	124	290	2	1500	1	124					
	243	2	1600	2	231	65	1	1600	2	231	65	1	1600	2	231	65	1	1600	3	409	65	1	1600	2	231	65	1	1600	2	231	65	1	1600	2	231					
	202	2	1700	1	178	202	2	1700	0	0	242	2</																												

## Reno-Tahoe International Airport

Hourly schedule arrivals, departures, and related seats

Sample: 18th - 24th March 2024

A i r p o r t  T o t a l s	Monday					Tuesday					Wednesday					Thursday					Friday					Saturday					Sunday				
	Seats	Arr	Time	Dep	Seats	Seats	Arr	Time	Dep	Seats	Seats	Arr	Time	Dep	Seats	Seats	Arr	Time	Dep	Seats	Seats	Arr	Time	Dep	Seats	Seats	Arr	Time	Dep	Seats	Seats	Arr	Time	Dep	Seats
	0	0	0000	0	0	391	3	0000	0	0	76	1	0000	0	0	76	1	0000	0	0	391	3	0000	0	0	391	3	0000	0	0	248	2	0000	0	0
0	0	0100	0	0	0	0	0100	0	0	0	0	0100	0	0	0	0	0100	0	0	0	0	0100	0	0	0	0	0100	0	0	0	0	0100	0	0	
0	0	0200	0	0	0	0	0200	0	0	0	0	0200	0	0	0	0	0200	0	0	0	0	0200	0	0	0	0	0200	0	0	0	0	0200	0	0	
0	0	0300	0	0	0	0	0300	0	0	0	0	0300	0	0	0	0	0300	0	0	0	0	0300	0	0	0	0	0300	0	0	0	0	0300	0	0	
0	0	0400	0	0	0	0	0400	0	0	0	0	0400	0	0	0	0	0400	0	0	0	0	0400	0	0	0	0	0400	0	0	0	0	0400	0	0	
0	0	0500	5	831	0	0	0500	3	481	0	0	0500	3	481	0	0	0500	5	831	0	0	0500	5	831	0	0	0500	4	688	0	0	0500	4	624	
0	0	0600	8	1,021	0	0	0600	8	1,053	0	0	0600	8	1,053	0	0	0600	8	1,021	0	0	0600	8	1,021	0	0	0600	7	904	0	0	0600	8	1,053	
0	0	0700	2	245	175	1	0700	4	514	143	1	0700	4	514	0	0	0700	2	245	0	0	0700	2	245	0	0	0700	3	356	143	1	0700	3	388	
175	1	0800	1	175	143	1	0800	2	350	143	1	0800	2	318	175	1	0800	1	175	175	1	0800	1	175	251	2	0800	1	143	175	1	0800	1	175	
770	6	0900	3	469	920	7	0900	3	397	920	7	0900	3	397	770	6	0900	3	469	770	6	0900	3	469	519	4	0900	4	545	738	6	0900	3	469	
286	2	1000	5	610	143	1	1000	7	935	143	1	1000	7	935	493	3	1000	5	610	286	2	1000	5	610	318	2	1000	3	391	219	2	1000	4	467	
667	5	1100	1	143	810	6	1100	1	143	810	6	1100	1	143	667	5	1100	2	350	667	5	1100	1	143	388	4	1100	2	318	774	6	1100	4	505	
589	4	1200	4	493	700	5	1200	4	493	700	5	1200	4	493	589	4	1200	4	493	589	4	1200	4	493	663	4	1200	4	467	338	2	1200	4	567	
672	4	1300	6	906	490	3	1300	7	1,049	490	3	1300	7	1,049	672	4	1300	6	906	672	4	1300	6	906	490	3	1300	4	584	315	2	1300	3	402	
357	2	1400	3	529	357	2	1400	2	315	175	1	1400	2	315	175	1	1400	3	529	357	2	1400	3	529	318	2	1400	3	490	325	2	1400	3	458	
166	1	1500	2	357	433	3	1500	3	481	433	3	1500	2	299	526	3	1500	2	357	290	2	1500	3	481	290	2	1500	3	442	815	5	1500	2	306	
850	7	1600	2	231	497	5	1600	4	517	497	5	1600	4	517	672	6	1600	3	409	672	6	1600	2	231	211	3	1600	2	231	211	3	1600	4	549	
714	5	1700	5	715	857	6	1700	2	219	897	6	1700	2	219	714	5	1700	4	537	714	5	1700	4	537	721	5	1700	1	76	793	6	1700	5	712	
475	3	1800	6	784	507	3	1800	6	801	507	3	1800	6	801	475	3	1800	6	784	293	2	1800	6	784	583	4	1800	6	791	332	2	1800	4	434	
251	2	1900	4	650	0	0	1900	3	507	0	0	1900	3	507	251	2	1900	4	650	433	3	1900	3	468	286	2	1900	4	583	219	2	1900	3	475	
417	3	2000	1	76	560	4	2000	1	143	742	5	2000	1	143	417	3	2000	1	76	411	3	2000	2	258	242	2	2000	0	0	414	3	2000	1	76	
522	3	2100	1	175	665	4	2100	0	0	665	4	2100	1	182	522	3	2100	1	175	522	3	2100	1	175	510	3	2100	1	175	525	3	2100	2	347	
980	7	2200	0	0	822	6	2200	0	0	822	6	2200	0	0	1,020	7	2200	0	0	1,044	7	2200	0	0	1,367	9	2200	0	0	988	7	2200	0	0	
548	4	2300	2	334	405	3	2300	1	162	405	3	2300	2	288	548	4	2300	3	460	548	4	2300	3	484	245	2	2300	3	460	723	5	2300	3	460	
<b>8,439</b>	<b>59</b>		<b>61</b>	<b>8,744</b>	<b>8,875</b>	<b>63</b>		<b>61</b>	<b>8,560</b>	<b>8,568</b>	<b>61</b>		<b>62</b>	<b>8,654</b>	<b>8,762</b>	<b>61</b>		<b>63</b>	<b>9,077</b>	<b>8,834</b>	<b>62</b>		<b>62</b>	<b>8,840</b>	<b>7,793</b>	<b>56</b>		<b>55</b>	<b>7,644</b>	<b>8,295</b>	<b>60</b>		<b>61</b>	<b>8,467</b>	